

JANUS POWER CENTRE

HIGH PRESSURE
DESALINATION PUMP WITH
INTEGRATED ENERGY
RECOVERY
P180— M60

The
Water
Hydraulics
Co. Ltd.



F4N
Fit For Nuclear

V.06.17



FM 87247

JANUS POWER CENTRE HIGH PRESSURE DESALINATION PUMP WITH INTEGRATED ENERGY RECOVERY

Design

The power centre combines the operation of an axial piston high pressure desalination pump with an axial piston motor utilising the pressure in the waste brine to assist the electric motor in driving the pump therefore, reducing the power requirement to typically less than 3 kW/m³ throughout. The power centre has been purpose designed and built for the RO market.

SPECIFICATION		
	Hybrid	Duplex
Shaft Material	Duplex	Duplex
Piston Material	316L	Duplex
Housing Material	316L	Duplex
Bearing Surfaces	Duplex	Duplex
Max. Operating Pressure	85 Bar	85 Bar
Min. Operating Pressure	30 Bar	30 Bar
Max. Operating Temp.	50°C	50°C
Mounting Direction	Horizontal	Horizontal
Operating Medium	Sea/Salt Water	Sea/Salt Water
Drinkable Water Production	Up to 200m ³ /day	Up to 200m ³ /day
Power Rating	29Kw	29Kw



Simple Design

The power centre is driven via a splined shaft from an electric motor. This turns the pump rotating group which also drives the energy recovery rotating group via a simple splined mechanical coupling. There is no need for a second separate booster pump as in many other energy recovery devices nor an additional electric drive motor.

Compact Design

Due to the integrated nature of the power centre design, the footprint is reduced. There is also no need for additional fluid couplings which makes for a very compact system; ideal for ships and offshore platforms.

Low Maintenance Costs

The simple compact design of the power centre has ensured parts requiring maintenance are easily accessible therefore, reducing maintenance costs. Both the pump and energy recovery motor utilise the same well proven axial piston technology leading to long service intervals without the need for expensive oil changes. No special tools are required, but for extra assurance service exchange units are available.

High Reliability with Low Risk

Our in-house designed axial piston pumps and motors are 100% tested at 160 bar pressure settings. The power centre utilises salt water to lubricate bearing surfaces so there is absolutely no risk of oil contamination to the environment or the working area.

Reduced Operating Costs

The integrated energy recovery device enables high energy efficiency, meaning lower running costs and potential energy savings of up to 70% (compared with systems without energy recovery). This also leads to the use of smaller electric motors and control systems thereby reducing the capital cost.

Even with the adoption of such high grade corrosion material, we would advise that a weekly (if not sooner) fresh water flushing regime is undertaken especially if the system will be non-operational for any period.

JANUS POWER CENTRE HIGH PRESSURE DESALINATION PUMP WITH INTEGRATED ENERGY RECOVERY

Reduction of Capital Costs

There is no need for a separate electric motor to drive the energy recovery device nor a separate pressure boost pump. The power centre may be driven at most synchronous electric motor speeds, both 50hz and 60hz without further speed reduction or the cost of pulleys belts and safety guarding. There is also a reduced requirement for expensive fluid connectors and pulsation attenuation.

Optimum Engineering Design

The power centre is constructed from duplex which is a highly corrosion resistant material to sea water than other stainless steels. It employs a splined drive shaft, which is easier to assemble than a keyed shaft as well as using SAE flanged connections, allowing the installer to rotate the hose connections to the unit which reduces noise, vibration and any axial strain on the connecting hoses that might otherwise be present.

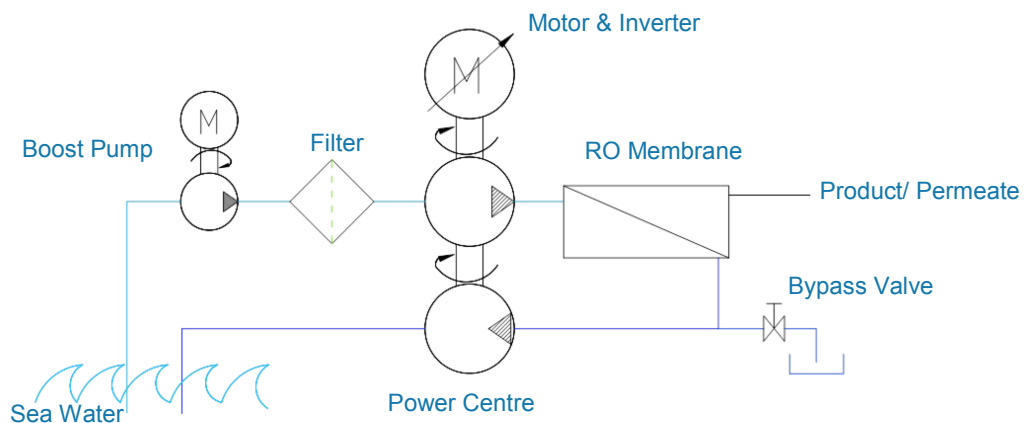
Installation

The unit is designed for mounting horizontally using a flexible gear coupling to an electric motor for up to 1800 rpm rotational speed.

Bespoke Design

The power centre can be supplied to match the system flow and recovery percentage based on fluid temperature and salinity levels to ensure that the minimum level of treated water is used in comparison to the potable water produced. This gives increased membrane life coupled to a low power consumption.

Circuit Diagram



Recovery Rates

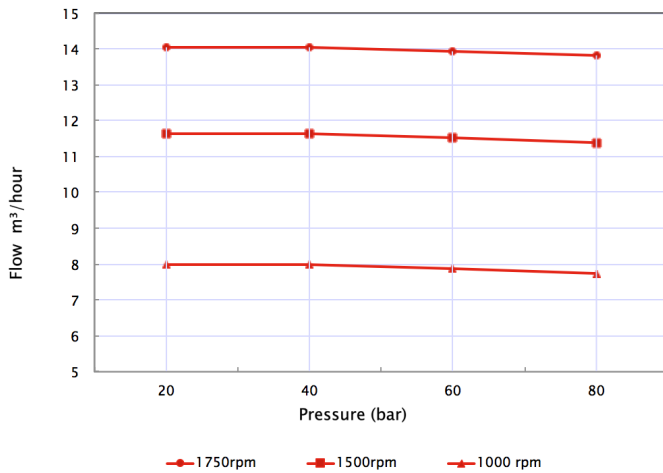
40%

Ordering Codes

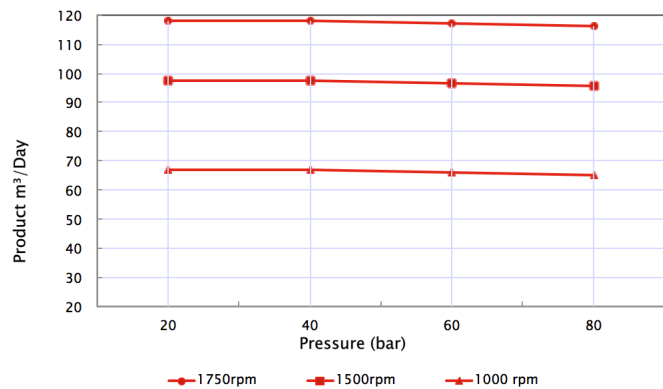
586-001-40

JANUS POWER CENTRE HIGH PRESSURE DESALINATION PUMP WITH INTEGRATED ENERGY RECOVERY

Performance Data



The Janus axial piston pump and power centre will produce the same output flow when operated under the same conditions. Simply change the shaft speed to produce a metered flow to the system demand.

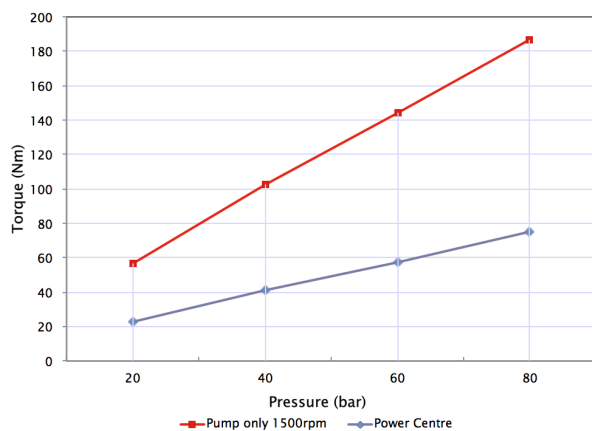


The recovery rate must be set at the order stage. The motors displacement is adjusted to produce the required ratio between output flow and % of water produced, at the same time ensuring the maximum power assistance is generated. No further setting is required other than driving the shaft to produce the output flow optimising the membranes performance. Recovery levels between 25% and 45% are available (see table for ordering codes). Specials are also available on request.

JANUS POWER CENTRE HIGH PRESSURE DESALINATION PUMP WITH INTEGRATED ENERGY RECOVERY

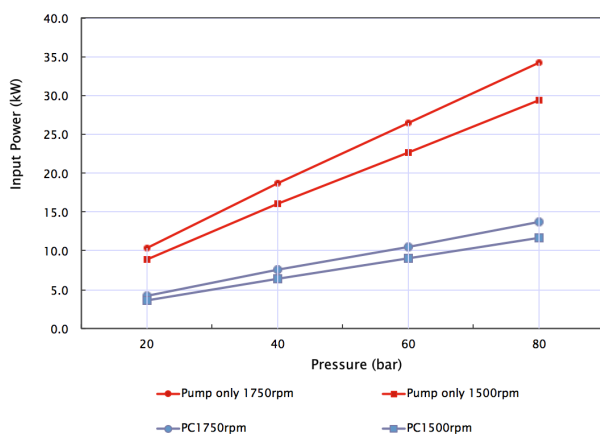
The axial piston design in itself is a high efficiency pump delivering mechanical efficiency over 90% at higher system pressures. By utilising the brine energy to power assist the prime mover even higher system efficiencies are achievable. The ratio of energy recovery to product produced can be set at the order stage and ensure the system delivers the conditions both membrane and water feed dictate without the need for on site adjustment.

Deviation in speed will vary the system pressure and hence product produced but the ratio of flow to product produced is not affected thereby minimising stress and potential fouling of the membrane .



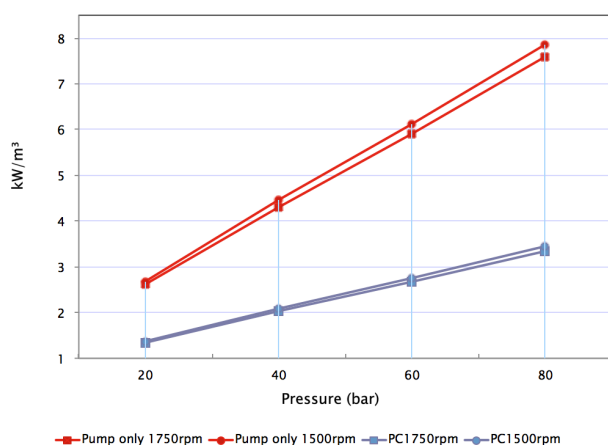
Input Torque (40% recovery)

Input torque can be reduced by over 50% of a standard pump input requirement. The input motor or engine can be minimised reducing all input drive transmission as well as electrical service. When power supply is in question, the advanced technical solution can solve some high input power demand issues. Minimising the electric motor and variable drive requirement also offers a further major cost saving.



Input Power

The axial piston pump in itself has a very high mechanical efficiency delivering over 90%. The energy recovery motor also offers similar performance, resulting in an all usable power in the brine solution assisting the input motor. Changing the recovery levels therefore still yields unrivalled system operating powers. For specific data on the exact input requirements based on your system specification consult TWHC.



Input Power/1000L Product

The high power efficiency delivers the most cost effective method of producing drinking water from a saline solution irrespective of salt conditions or temperature variations. In a world where the cost of energy sees no upper limit to the recent huge increases, operating costs and efficiency improvements can soon yield a return for initial higher capital expenditure. Payback periods of less than 6 months can be expected from the TWHC power centre in comparison to pump only systems.

JANUS POWER CENTRE HIGH PRESSURE DESALINATION PUMP WITH INTEGRATED ENERGY RECOVERY

APPLICATIONS

The power centre may be used effectively within any industry where fresh, clean water is required. The benefits of the high energy efficiency from the power centre can have large scale benefits in running costs, profitability and reduced environmental impact.


INDUSTRIAL




MARINE



AGRICULTURE



OFFSHORE



HOTELS & LEISURE



JANUS POWER CENTRE HIGH PRESSURE DESALINATION PUMP WITH INTEGRATED ENERGY RECOVERY

P&M180 Power Centre Assembly

